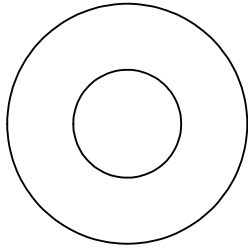


**Backless Reflection Bench**  
**BC2385**

Rev #1  
11/27/23

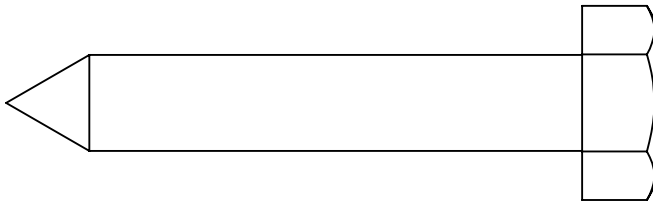


## Backless Reflection Bench BC2385



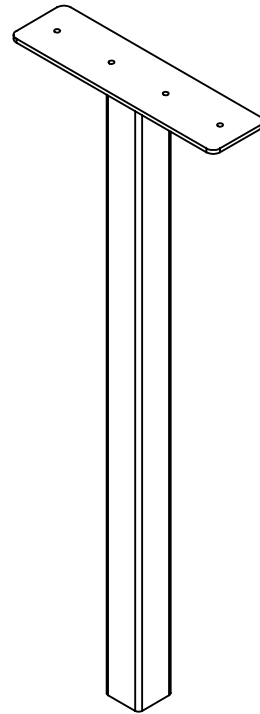
**12**

1/4" Flat Washer



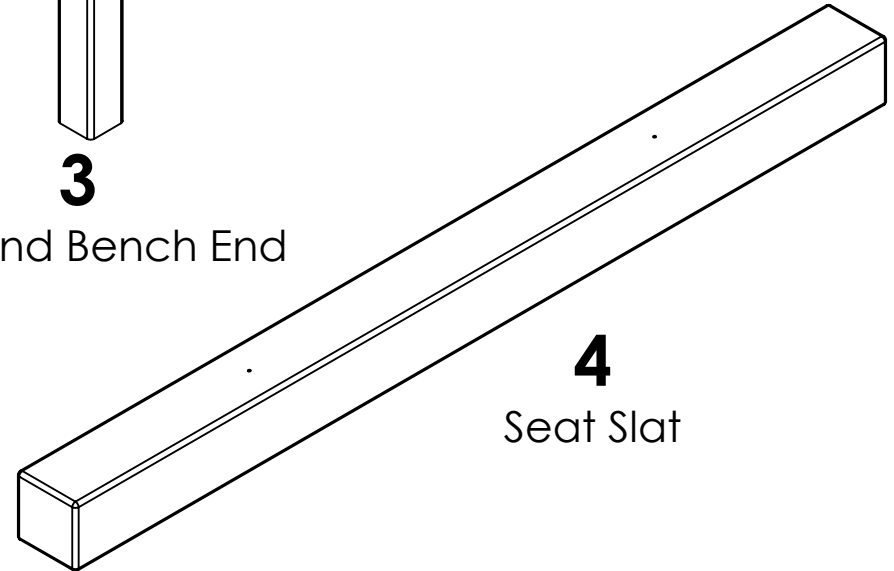
**12**

1/4" x 1.5" Lag Screw



**3**

Inground Bench End



**4**

Seat Slat

### REQUIRED TOOLS:

- (1) SCREW GUN
- (1) 7/16" SOCKET
- (1) 8" - 10" POSE HOLE DIGGER
- (1) LEVEL

### REQUIRED MATERIALS:

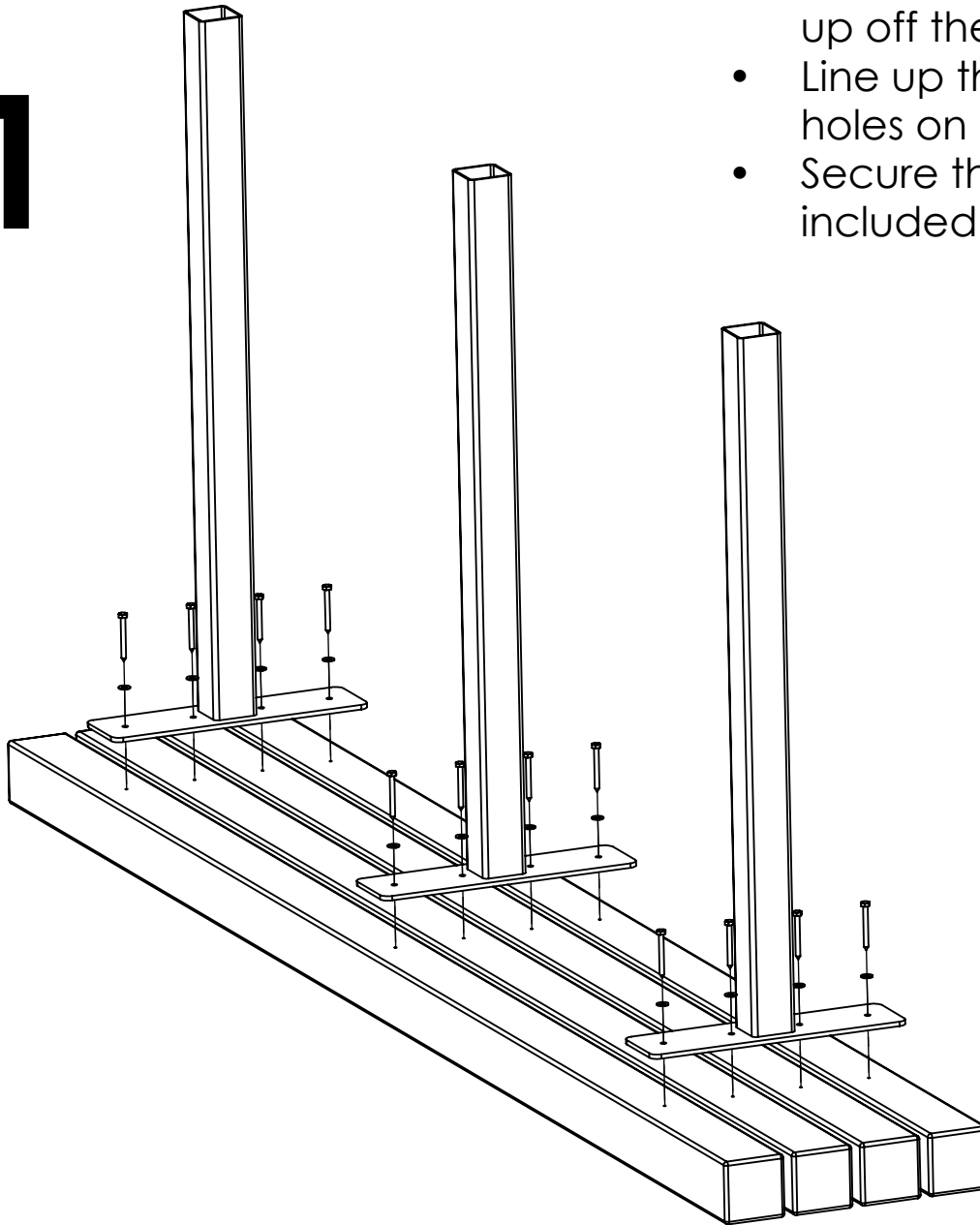
- READY-TO-MIX-CONCRETE
- LOOSE GRAVEL
- WIRE & BRACING MATERIAL

INCLUDED HARDWARE &  
TOOLS REQUIRED FOR  
ASSEMBLY

**2/6**

## Backless Reflection Bench BC2385

1




### Assembly:

- Place the seat slats with the pilot holes facing up off the ground.
- Line up the holes on the bench end with the pilot holes on the seat slats.
- Secure the bench ends to the seat with the included washers and lag screws.

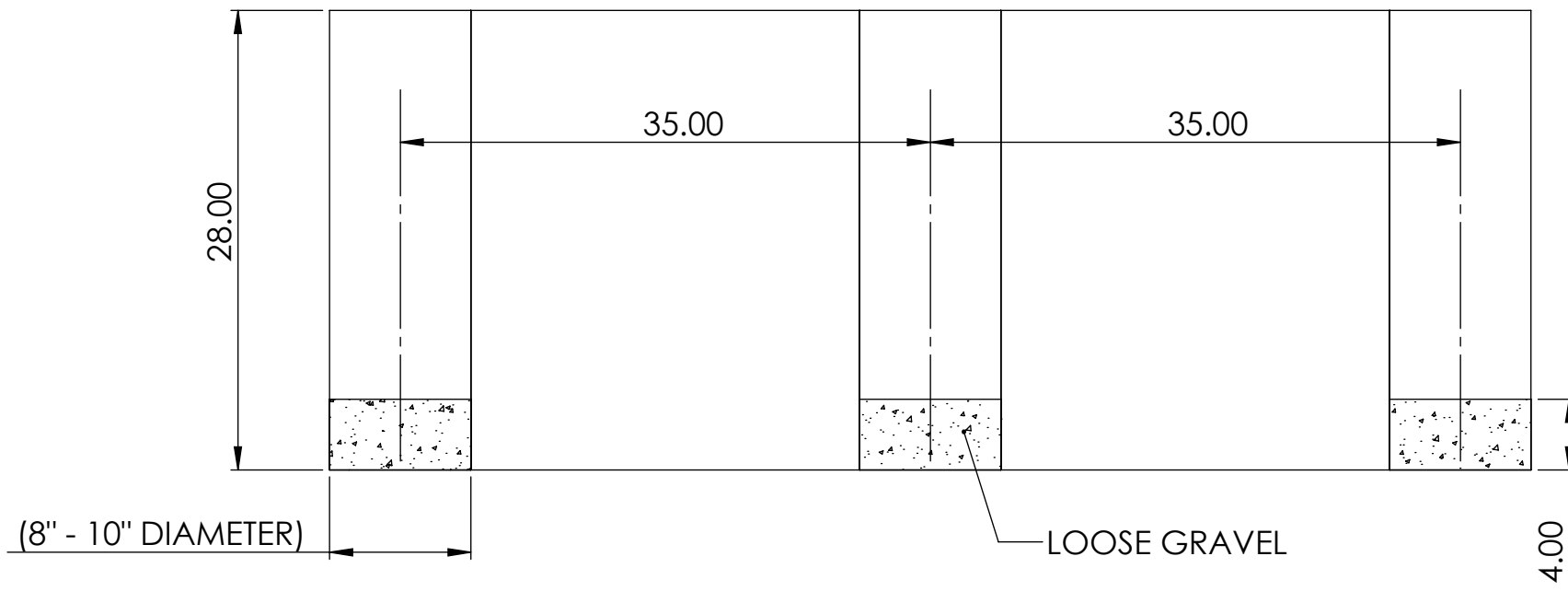
**KEEP BOARD SPACING  
APPROXIMATELY 1/2"**

**NOTE:** Make sure BOTH ends of the bench are square before fully tightening everything down. If possible, secure one of the short ends of the bench against a wall or other flat surface.



## Backless Reflection Bench BC2385

- 2** USING POST HOLE DIGGER, DIG THREE HOLES AS SHOWN BELOW. THEN, FILL IN EACH HOLE WITH APPROXIMATELY 4" OF LOOSE GRAVEL.

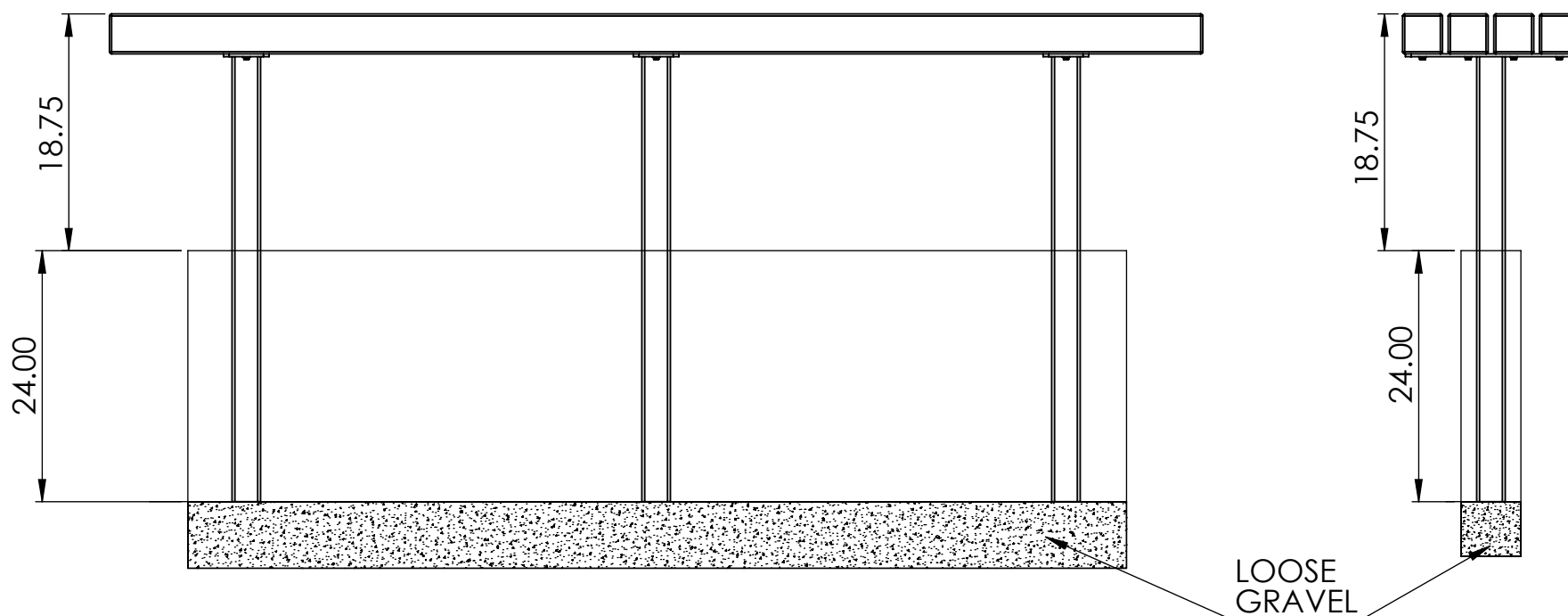


**BEFORE INSTALLING BENCH, PLEASE CHECK LOCAL CODES TO ENSURE PROPER INSTALLATION. THESE INSTRUCTIONS ARE A GENERAL GUIDELINE ON HOW TO INSTALL A BENCH. IF UNSURE ON HOW TO INSTALL, PLEASE CONTACT A PROFESSIONAL.**

## Backless Reflection Bench BC2385

# 3

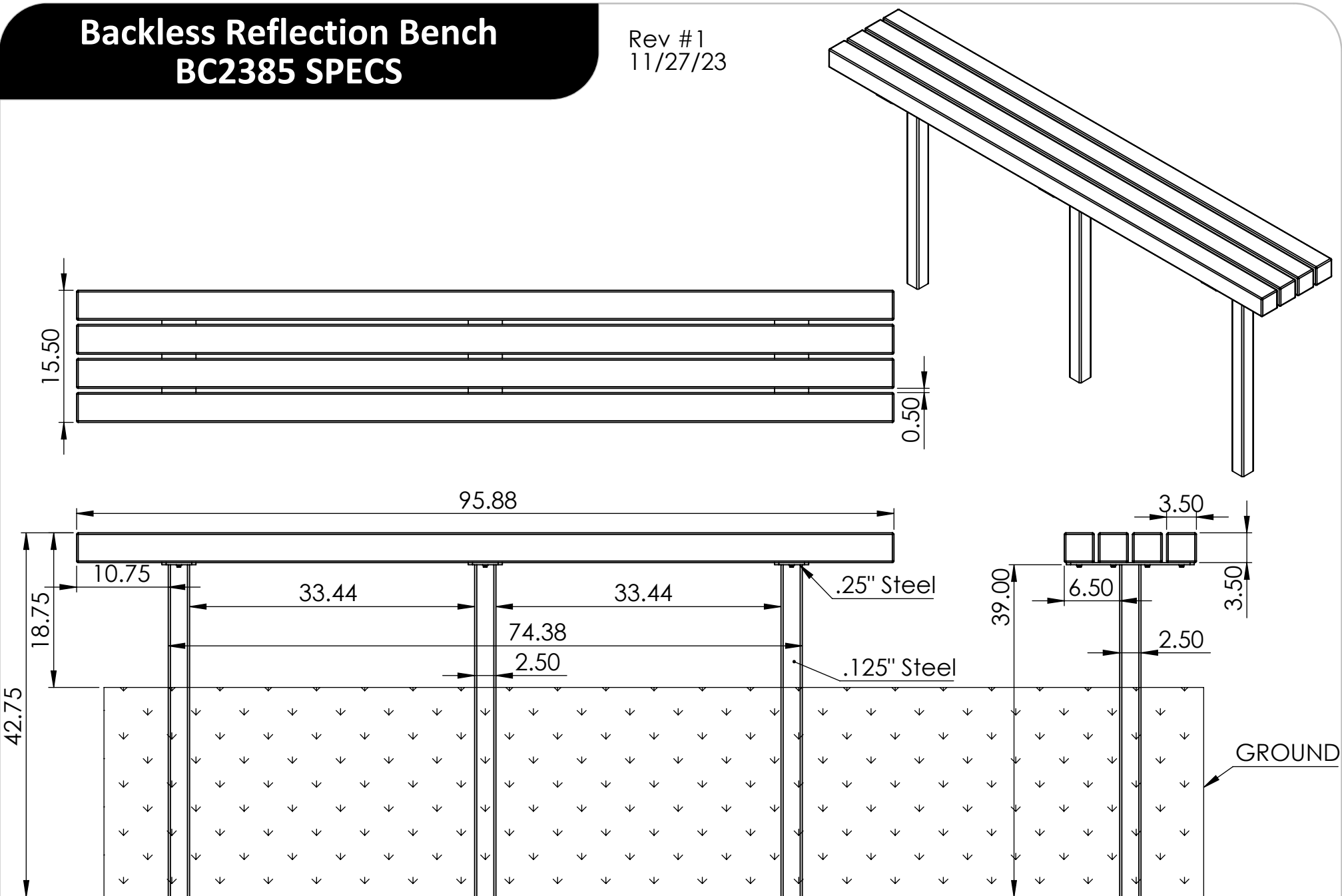
CAREFULLY, PLACE THE BENCH INTO HOLES. CENTER EACH POST IN EACH HOLE AND LEVEL BENCH. ALSO, BE SURE TO CHECK SEAT HEIGHT TO ENSURE COMFORTABLE SEATING. SECURE PLACEMENT OF BENCH WITH BRACING MATERIALS AND FILL IN HOLES WITH READY-TO-MIX CONCRETE. ALLOW TO DRY AND REMOVE BRACING MATERIALS.



BEFORE INSTALLING BENCH, PLEASE CHECK LOCAL CODES TO ENSURE PROPER INSTALLATION. THESE INSTRUCTIONS ARE A GENERAL GUIDELINE ON HOW TO INSTALL A BENCH. IF UNSURE ON HOW TO INSTALL, PLEASE CONTACT A PROFESSIONAL.

## Backless Reflection Bench BC2385 SPECS

Rev #1  
11/27/23



## CONSTRUCTION MATERIALS:

## Recycled Plastic, Powder Coated Steel

## HARDWARE:

## Stainless Steel

SET POSTS 24 TO 26 INCHES INTO GROUND  
ALL DIMENSIONS SHOWN IN INCHES