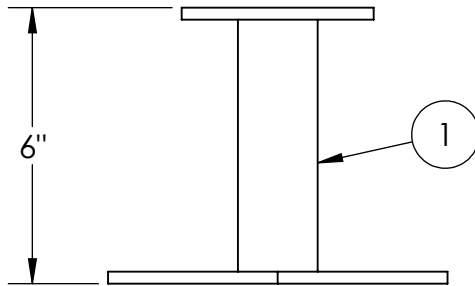
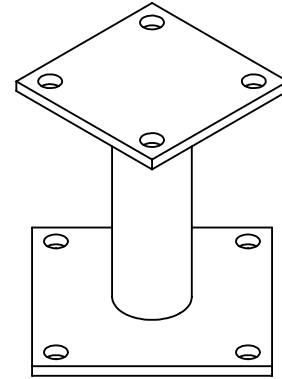
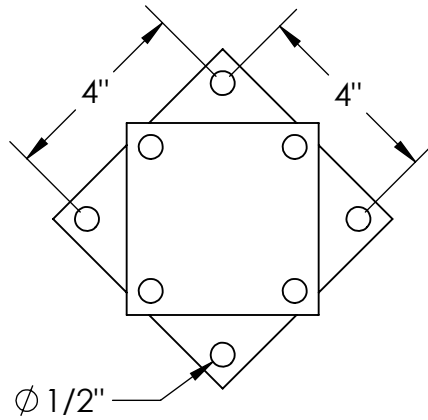



6" Surface Mount Stand for Total Coat Receptacles



In Accordance to California law: WARNING This product contains a chemical known to the State of California to cause cancer and birth defects or other reproductive harm.



1. Position stand where you want the receptacle located and mark hole locations.
2. Drill holes in the concrete using the recommended drill bit for the size of anchors you are using.
3. Install stand with the anchors and tighten them down securely.
4. Screw the hex bolts, with washer, through the holes in the receptacle base plate and top of the stand.
5. Install another washer, then the Nylock nut and tighten securely.

Item	Description	Qty.
1	6" Surface Mount Stand	1
2	3/8"x1-1/2" SS Hex Bolt	4
3	3/8" SS Nylock Nut	4
4	3/8" SS Flat Washer	8